

Final Product

Team #4

Team Members:

James Nguyen:

Tanvi Mistry:

Leiko Niwano:

Kaitlyn Olinger:

Jonathan Ochoa Monzon:

Amir Mirmasoumikarami:

Planner App SkedulIn

TABLE OF CONTENTS

- Homepage
- Database
- Calendar
- Weekly Planner
- Reminder
- Checklist
- Notes
- Grades

Homepage

The screenshot shows the homepage of the Skeduln website. At the top is a blue navigation bar containing a hamburger menu icon, a home icon, and three buttons labeled 'Assignment', 'Calendar', and 'Grades'. To the right of these buttons is the text 'Skeduln' followed by three circular icons: a clock, an information 'i' icon, and a bar chart icon. The main content area is white and features the heading 'Welcome To Skeduln' in blue. Below the heading are two input fields: 'Username or Email' and 'Password'. A link labeled 'Forgot Password?' is positioned to the right of the password field. Below the input fields is a large blue 'Sign In' button, and further down is a smaller 'Sign Up' button.

Username or Email

Password

[Forgot Password?](#)

Sign In

[Sign Up](#)

This is the homepage of the website, in order to access date, notes, and grades, you must login to your account. If you do not have an account, you can create one.

Database



Layout of our app's JSON File containing user info. Here, give each user an id, record their name, email, and password. We also see when it was created, last updated, and if it was deleted at any point.

```




2  {
3    "users": [
4      {
5        "id": 1,
6        "name": "John Doe",
7        "email": "jdoe1@gmail.com",
8        "username": "jdoe1",
9        "password": "XYU9eR{5<AW2fgfg",
10       "created_at": "2020-01-01 00:00:00",
11       "updated_at": "2022-04-11 18:41:32",
12       "deleted_at": null,
13     },
14     {
15       "id": 2,
16       "name": "Jane Doe",
17       "email": "janeD",
18       "username": "jdoe2",
19       "password": "3ZG.sJ_)rG't/",
20       "created_at": "2020-01-01 00:00:00",
21       "updated_at": "2022-04-13 12:53:32",
22       "deleted_at": null
23     },
24     {
25       "id": 3,
26       "name": "Batman",
27       "email": "DarkKnight@gmail.com",
28       "username": "batman",
29       "password": "$6/dQ*j?S2Lc@",
30       "created_at": "2020-01-01 00:00:00",
31       "updated_at": "2022-04-13 02:37:11",
32       "deleted_at": null
33     },
34     {
35       "id": 4,
36       "name": "Superman",
37       "email": "Sman@gmail.com",
38       "username": "superman",
39       "password": "'XLW4a=8MLqpTm",
40       "created_at": "2020-01-01 00:00:00",
41       "updated_at": "2022-04-13 15:28:43",

```

Calendar



AssignmentCalendarGrades

SkedulIn

Calendar

February 2022						
Sunday	Monday	Tuesday	Wednesday	Thursday	Friday	Saturday
		1	2	3	4	5
6	7	8	9	10	11	12
13	14	15	16	17	18	19
20	21	22	23	24	25	26
27	28					

The user can access a calendar as a breakdown task based upon date and time. Users can also be used as writing notes for upcoming deadlines or any occurring meeting that has been scedules.

Weekly Planner

AssignmentCalendarGradesSkedulln

JANUARY 2022

Weekly Planner

Switch To Calendar

Week 1		ToDo List
Mo		
Tu		
We		
Th		
Fr		
Sa	Su	

On the weekly planner tab, you can add task to the to do list as well as to the day of the week.

Reminder

AssignmentsCalendarGradesSkedulIn

JANUARY 19, 2022

January 2022

						1
2	3	4	5	6	7	8
9	10	11	12	13	14	15
16	17	18	19	20	21	22
23	24	25	26	27	28	29
30	31					

Upcoming Reminders

01/25 5:00 pm - Study for Chem. Quiz

01/25 9:00 pm - Call Mom

01/27 9:00 pm - Chemistry Quiz Tonight !!

+ ADD REMINDER

Reminder Title

NOTIFICATION

Date

January 23, 2022

Time

8:00

CLASS & PRIORITY

Class

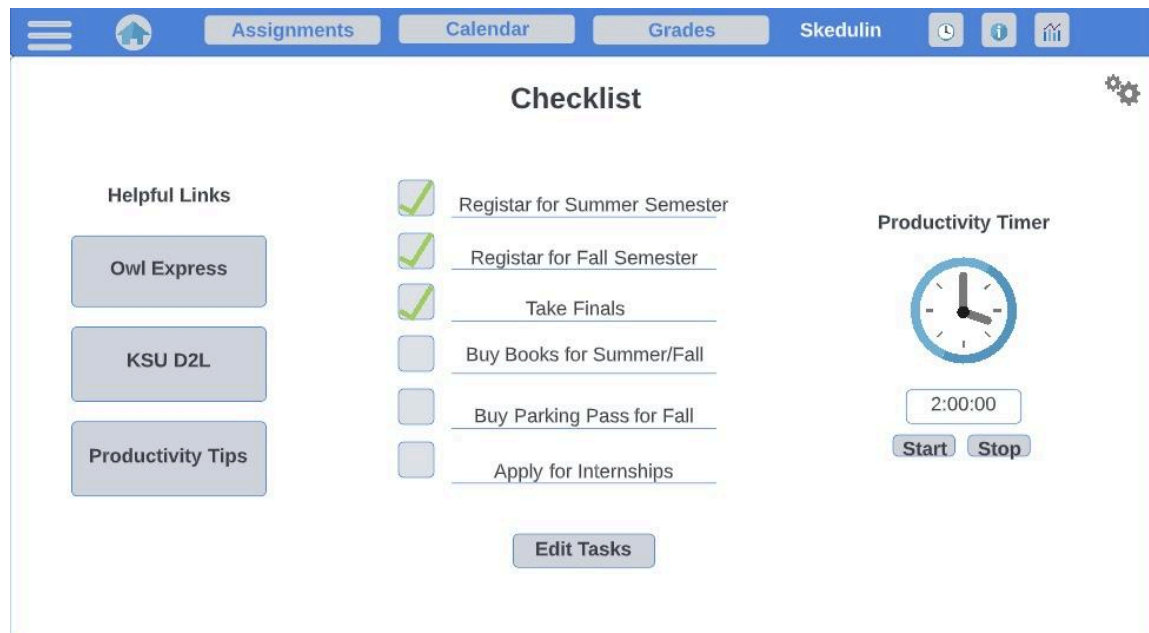
Class Assignment

Priority Level

NOTES

The Reminder landing page allows for the user to have a quick glance at upcoming reminders. It also allows them to select a day to view reminders if they need to glance ahead to a specific date. They can also add a reminder by clicking on the 'ADD REMINDER' button where by doing so they can name the reminder, select a date and time from the drop down for a notification, choose the reminder to be assigned to a specific class and/or a priority level from the drop down options, and finally, add notes about the reminder.

Checklist



A checklist page where the user can add and remove tasks, and the user can access a productive timer as well as other helpful links.

Notes

[illegible]

For the notes tab, you can create a note by clicking the add button. When you select your notes, you can type in notes on the right side.

Grades

Assignment

Calendar

Grades

SkedulIn

+

Grades

English 1101

History 2245

CS 3000

Physics 4198

English 1101

Test	Quiz	Project	Assignment	Discussion
Test 1 - 90%	Quiz 1 - 85%	Project 1 - 95%	Assign 1 - 100%	Disc 1 - 100%
	Quiz 2 - 90%		Assign 2 - 90%	Disc 2 - 100%
			Assign 3 - 95%	

The grades tab allows the user to create a tab for there class and add in grades for that specific class.